

PORCH & PARLOUR

VICTORIAN STYLE PORCELAIN

4 COLOURS

| 1 FINISHES

| MULTIPLE FORMATS



BLUEPRINT
CERAMICS



Porch & Parlour - A Timeless Foundation for Inspired Spaces Bridging the elegance of heritage design with the durability of modern porcelain, the Porch & Parlour collection is crafted for specification projects that demand both style and substance. Inspired by classic Victorian and Edwardian geometric patterns, this range brings period charm to contemporary spaces, making it ideal for entrances, hallways, hospitality, and restoration projects. Designed to withstand the test of time, Porch & Parlour combines intricate detailing with high-performance porcelain, ensuring a hardwearing, low-maintenance surface that retains its beauty in high-traffic environments. Whether restoring a historic property or adding a statement floor to a modern build, this collection delivers unmatched sophistication and versatility.

Project Suitability

All project types internal/External Walls & Floors

Commercial Projects


Retail & Hospitality

Residential, Renovation & New Build


PORCH AND PARLOUR

VICTORIAN STYLE PORCELAIN

4 COLOURS | 1 FINISHES | MULTIPLE FORMATS



BPPP01



BPPP02



BPPP03







BPPP04







50x50mm
50x100mm
100x100mm

**BLUEPRINT
CERAMICS**








50x50mm
50x100mm
100x100mm

**BLUEPRINT
CERAMICS**







50x50mm
50x100mm
100x100mm

**BLUEPRINT
CERAMICS**



50x50mm
50x100mm
100x100mm

**BLUEPRINT
CERAMICS**



50x50mm
50x100mm
100x100mm

**BLUEPRINT
CERAMICS**

Corner



| | |
|-----------|-----------------|
| SIZE | sheet 14x17,6cm |
| THICKNESS | 6 mm |
| DELIVERED | Mesh mounted |

| BOX | |
|-----|-----|
| PCS | 6 |
| S/M | - |
| KG | 1.7 |

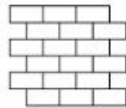
Border



| | |
|-----------|-----------------|
| SIZE | sheet 31.8x14cm |
| THICKNESS | 6 mm |
| DELIVERED | Mesh mounted |

| BOX | |
|-----|-----|
| PCS | 6 |
| S/M | - |
| KG | 3.4 |

Brickbond Subway



| | |
|-----------|------------------------------|
| SIZES | 5x10 cm / sheet 30,1x30,1 cm |
| THICKNESS | 6 mm |
| DELIVERED | Mesh mounted |

| BOX | | PALLET | |
|-----|------|--------|-------|
| PCS | 6 | BOXES | 60 |
| S/M | 0.54 | S/M | 32.64 |
| KG | 7.3 | KG | 438 |

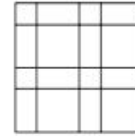
Truro & Winchester



| | |
|-----------|---------------------------------------|
| SIZES | 5x5 cm / 5x10 cm - sheet 33,7x33,7 cm |
| THICKNESS | 6 mm |
| DELIVERED | Mesh mounted |

| BOX | | PALLET | |
|-----|------|--------|------|
| PCS | 6 | BOXES | 40 |
| S/M | 0.68 | S/M | 27.2 |
| KG | 9.2 | KG | 368 |

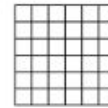
Salisbury & St Albans



| | |
|-----------|---------------------------------------|
| SIZE | 5x5 cm / 10x5 cm - sheet 30,5x30,5 cm |
| THICKNESS | 6 mm |
| DELIVERED | Mesh mounted |

| BOX | | PALLET | |
|-----|-------|--------|-------|
| PCS | 6 | BOXES | 60 |
| S/M | 0.543 | S/M | 32.58 |
| KG | 7.3 | KG | 438 |

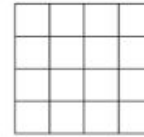
Checkerboard Straight



| | |
|-----------|-----------------------------|
| SIZE | 5x5 cm / sheet 30,1x30,1 cm |
| THICKNESS | 6 mm |
| DELIVERED | Mesh mounted |

| BOX | | PALLET | |
|-----|------|--------|------|
| PCS | 6 | BOXES | 40 |
| S/M | 0.97 | S/M | 38.8 |
| KG | 13 | KG | 520 |


Checkerboard Straight



| | |
|-----------|-------------------------------|
| SIZE | 10x10 cm / sheet 40,2x40,2 cm |
| THICKNESS | 6 mm |
| DELIVERED | Mesh mounted |

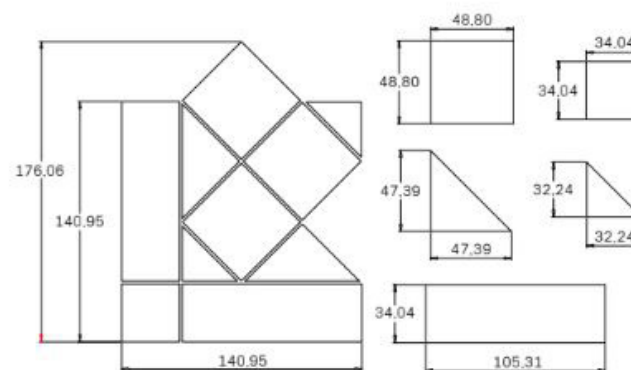
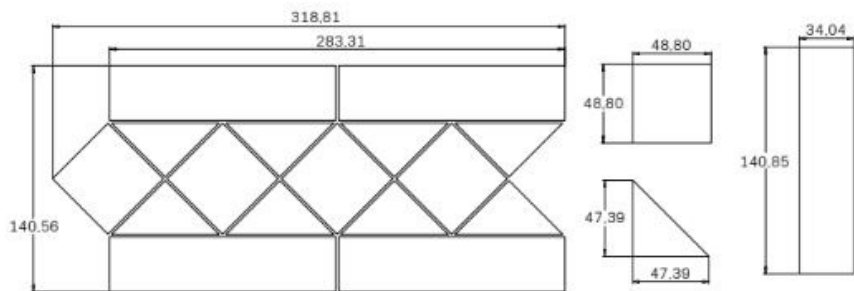
| BOX | | PALLET | |
|-----|------|--------|------|
| PCS | 6 | BOXES | 40 |
| S/M | 0.97 | S/M | 38.8 |
| KG | 13 | KG | 520 |

Checkerboard Diagonal



| | |
|-----------|-------------------------------|
| SIZES | 10x10 cm / sheet 40,2x40,2 cm |
| THICKNESS | 6 mm |
| DELIVERED | Mesh mounted |

| BOX | | PALLET | |
|-----|-------|--------|------|
| PCS | 6 | BOXES | 40 |
| S/M | 0.495 | S/M | 19.8 |
| KG | 6.7 | KG | 268 |



Cheshire Border
MIVICHBO
White | Black



Suffolk Border
MIVISUBO
Terracotta | Klinker | Black



Cheshire Corner
MIVICHCO
White | Black



Suffolk Corner
MIVISUCO
Terracotta | Klinker | Black

BLUEPRINT
CERAMICS

TECHNICAL DATA

FINISHES

MATT R10

THICKNESS

6mm

| TEST DESCRIPTION | TEST REQUIREMENT | VALUE |
|-----------------------|--------------------|------------------------------------|
| Sides | BS EN ISO 10545-2 | Conforms |
| Thickness | BS EN ISO 10545-2 | ± 0,5% |
| Straightness of Sides | BS EN ISO 10545-2 | ± 0,5% |
| Rectangularity | BS EN ISO 10545-2 | Conforms |
| Surface Flatness | BS EN ISO 10545-2 | Conforms |
| Water Absorbtion | BS EN ISO 10545-3 | 0.5% |
| Flexion Resistance | BS EN ISO 10545-4 | Conforms |
| Impact Resistance | BS EN ISO 10545/5 | Conforms |
| Abrasion Resistance | BS EN ISO 10545-6 | Conforms |
| Frost Resistance | BS EN ISO 10545-12 | GUARANTEED |
| Chemical Resistance | BS EN ISO 10545-13 | From ULA to ULB From UHA to UHB UA |
| Resistance to Stains | BS EN ISO 10545-14 | Class 3 |

**BLUEPRINT
CERAMICS**